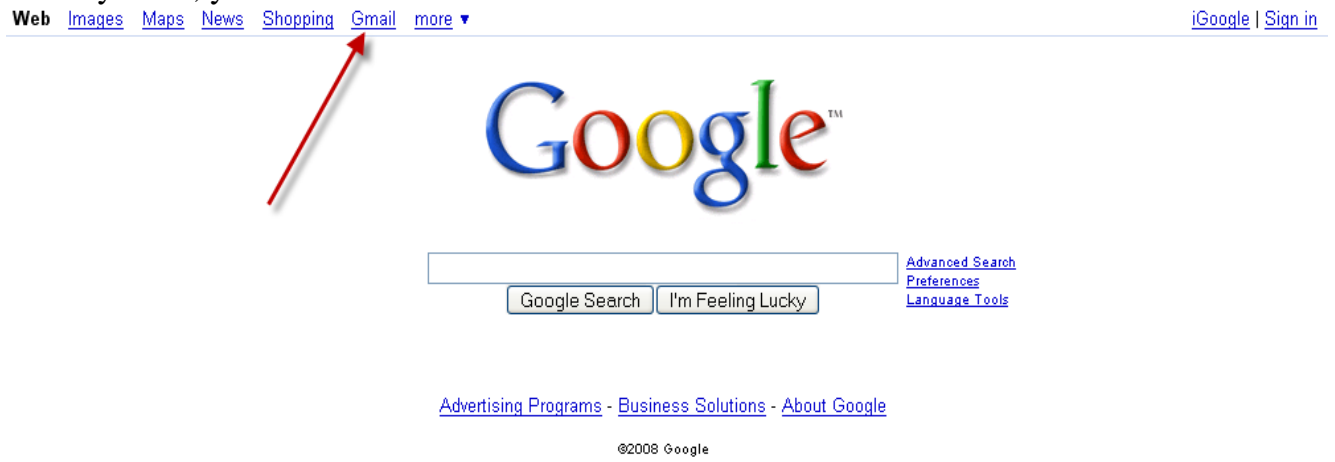


## Getting your own free Internet-based email account

1. Go to Google by typing in this address in your internet browser address bar:  
<http://google.com>

When you do, you will see this screen. Notice the red arrow. Click on Gmail.



2. When you do, you will be taken to this screen. Notice the red arrow. Click on “Sign up for Gmail”:



Welcome to Gmail

### A Google approach to email.

Gmail is a new kind of webmail, built on the idea that email can be more intuitive, efficient, and useful. And maybe even fun. After all, Gmail has:



#### Less spam

Keep unwanted messages out of your inbox with Google's innovative technology



#### Mobile access

Read Gmail on your mobile phone by pointing your phone's web browser to <http://gmail.com/app>. [Learn more](#)



#### Lots of space

Over 6374.700421 megabytes (and counting) of free storage so you'll never need to delete another message.

Sign in to Gmail with your  
**Google Account**

Username:

Password:

Remember me on this computer.

[I cannot access my account](#)



[Sign up for Gmail](#)

[About Gmail](#) [New features!](#)

You will be taken to this screen (see next page):



## Create an Account

Your Google Account gives you access to Gmail and [other Google services](#). If you already have a G can [sign in here](#).

**Get started with Gmail**

**First name:**

**Last name:**

**Desired Login Name:**  @gmail.com  
Examples: JSmith, John.Smith

**Choose a password:**  [Password strength:](#)  
Minimum of 8 characters in length.

**Re-enter password:**

Remember me on this computer.

Creating a Google Account will enable Web History. Web History is a feature that will provide you with a more personalized experience on Google that includes more relevant search results and recommendations. [Learn More](#)



Enable Web History.

**Security Question:**    
If you forget your password we will ask for the answer to your security question. [Learn More](#)

**Answer:**

**Secondary email:**   
This address is used to authenticate your account should you ever encounter problems or forget your password. If you do not have another email address, you may leave this field blank. [Learn More](#)

**Location:**

**Word Verification:** Type the characters you see in the picture below.  
  
   
Letters are not case-sensitive

**Terms of Service:** Please check the Google Account information you've entered above (feel free to change anything you like), and review the Terms of Service below.  
[Printable Version](#)

Google Terms of Service

Welcome to Google!

1. Your relationship with Google

By clicking on 'I accept' below you are agreeing to the [Terms of Service](#) above and both the [Program Policy](#) and the [Privacy Policy](#).

## Create an Account

Your Google Account gives you access to Gmail and [other Google services](#). If you already have a Goc can [sign in here](#).

### Get started with Gmail

**First name:**

**Last name:**

**Desired Login Name:**  @gmail.com  
Examples: JSmith, John.Smith

**FlyByNightPublishing** is available

**Choose a password:**  **Password strength:** Strong  
Minimum of 8 characters in length.

**Re-enter password:**

Remember me on this computer.

Creating a Google Account will enable Web History. Web History is a feature that will provide you with a more personalized experience on Google that includes more relevant search results and recommendations. [Learn More](#)

Enable Web History.

**Security Question:**  ▼


If you forget your password we will ask for the answer to your security question. [Learn More](#)

**Answer:**

**Secondary email:**   
This address is used to authenticate your account should you ever encounter problems or forget your password. If you do not have another email address, you may leave this field blank. [Learn More](#)

**Location:**  ▼

**Word Verification:** Type the characters you see in the picture below.



&

Letters are not case-sensitive

**Terms of Service:** Please check the Google Account information you've entered above (feel free to change anything you like), and review the Terms of Service below.

[Printable Version](#)

Google Terms of Service

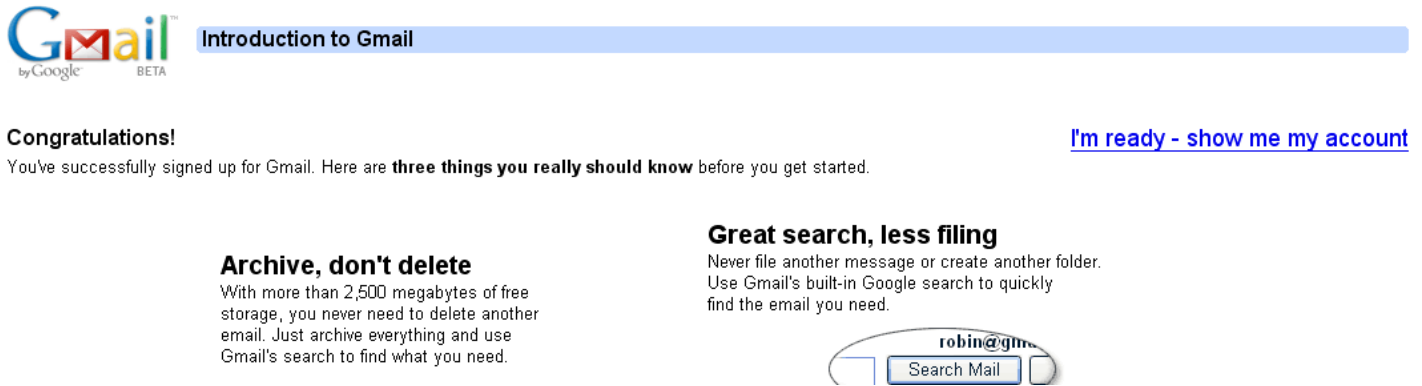
Welcome to Google!

1. Your relationship with Google

By clicking on 'I accept' below you are agreeing to the [Terms of Service](#) above and both the [Program Policy](#) and the [Privacy Policy](#).

It's possible that the system may ask you to type in your password and re-recognize the "Word Verificaiton" they show you. If so, just do it and (again) click on the "I accept. Create my account" button.

When everything goes through, you get this screen:



DFinally, to sign in and start using your new email account, go to:

<http://mail.google.com/>

There, you will type in your Google user name and password and you'll be in your inbox.