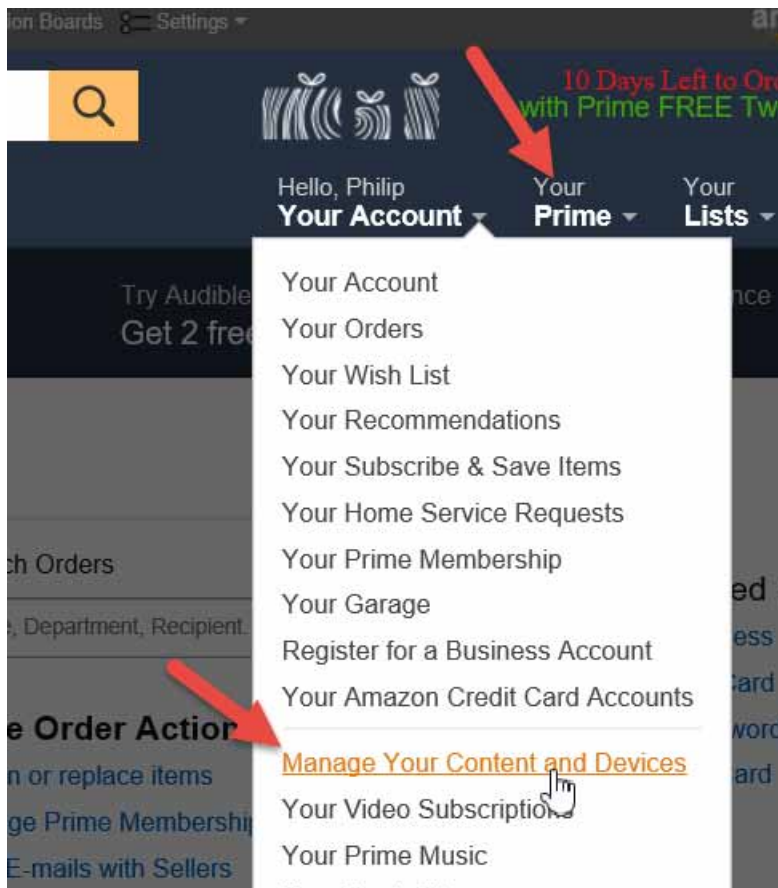




# How To Re-Download Your Kindle Books To Get The Latest Updated Version

By Philip Siddons

1. On your device, delete it. On an iPad, for instance, hold down on it until the icon for the book shakes and an “X” appears in the corner of it. Tap that X and “Remove it from this device.”
2. Log into your Amazon Account
3. Click on **Your Account** (to see the menu below)
4. Click on **Manage Your Content and Devices**





5. Click on the little dots just to the left of the previously purchased book you want to update to get the menu.

## Manage Your Content and Devices

**Your Content** Your Devices

Show: Books ▾ All ▾ Sort By: Purchase Date: Newest-Oldest ▾

Deliver Delete

Select	Action	Title	Author
<input type="checkbox"/>		Icicle	Oswald
<input type="checkbox"/>		How to Publish Your Book: A Beginner's Guide For Print,...	J. Bruce Jones





6. When the menu shows, click on **Deliver** (because you want to re-deliver it to one or more Kindle reading devices)


## Manage Your Content and Devices

**Your Content** Your

Show: Books ▾ All ▾

Deliver Delete

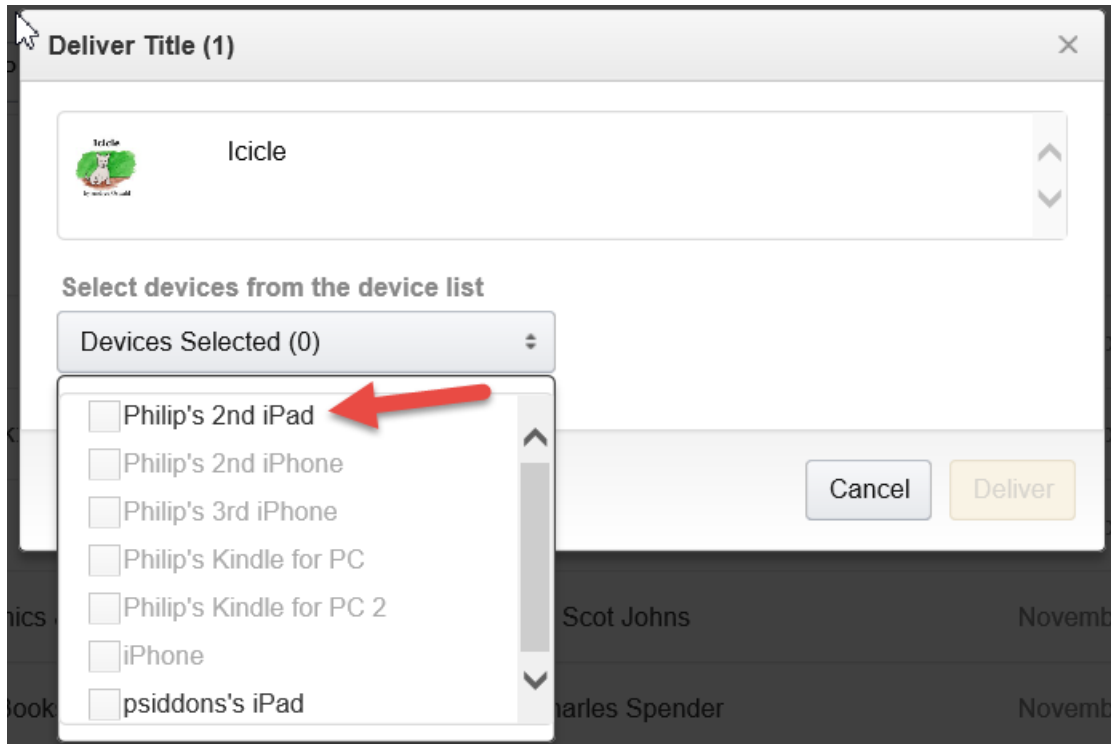
Select	Actions	Title
<input type="checkbox"/>		Icicle
<input type="checkbox"/>		How
<input type="checkbox"/>		Bef
<input type="checkbox"/>		How

**Icicle**  
  
by Andrea Oswald

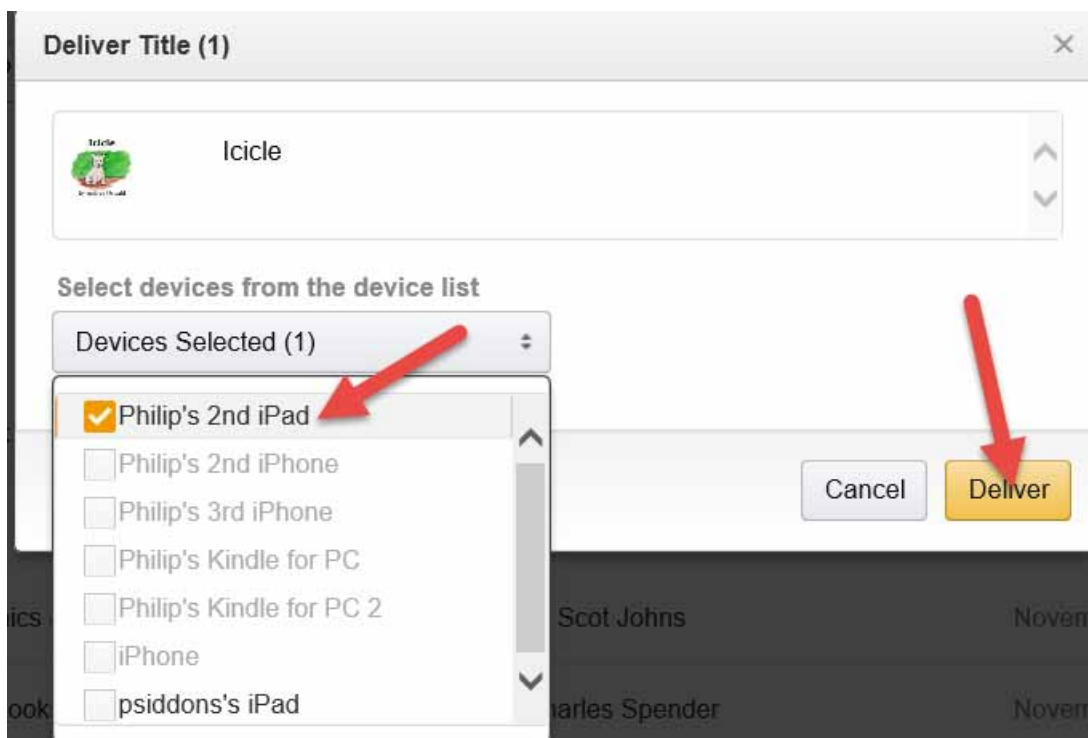
**Icicle**  
Oswald, Andrea  
Purchased: December 10, 2015  
Price: \$1.99  
[Order Details](#)

[Deliver](#)  
[Delete](#)  
[Download & transfer via USB](#)  
[Clear furthest page read...](#)  
[Read Now](#)  
[Loan this title](#)  
[Return for Refund](#)

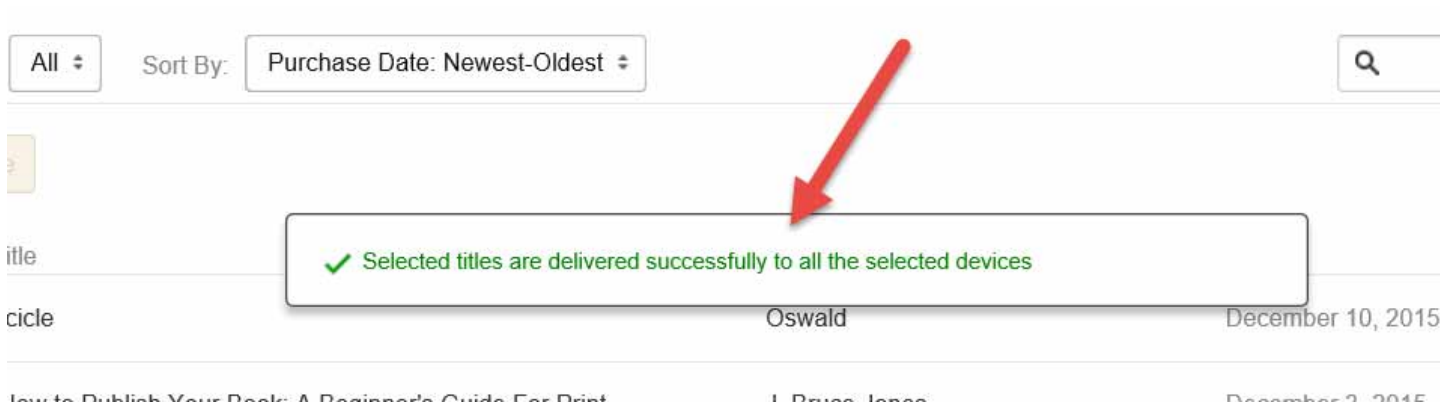
7. Choose the Kindle device you want to update in the list. In this case, I'll update the "2<sup>nd</sup> iPad":



8. Click on the desired device to update and then click on the **Deliver** button.



9. You will very briefly see a small window that says **the book was successfully delivered** to that device. Continue to this to any other device to make sure it has the latest version of the book.



10. When you are done updating your books, click on **Your Account** and choose the **Signout** option at the bottom.

