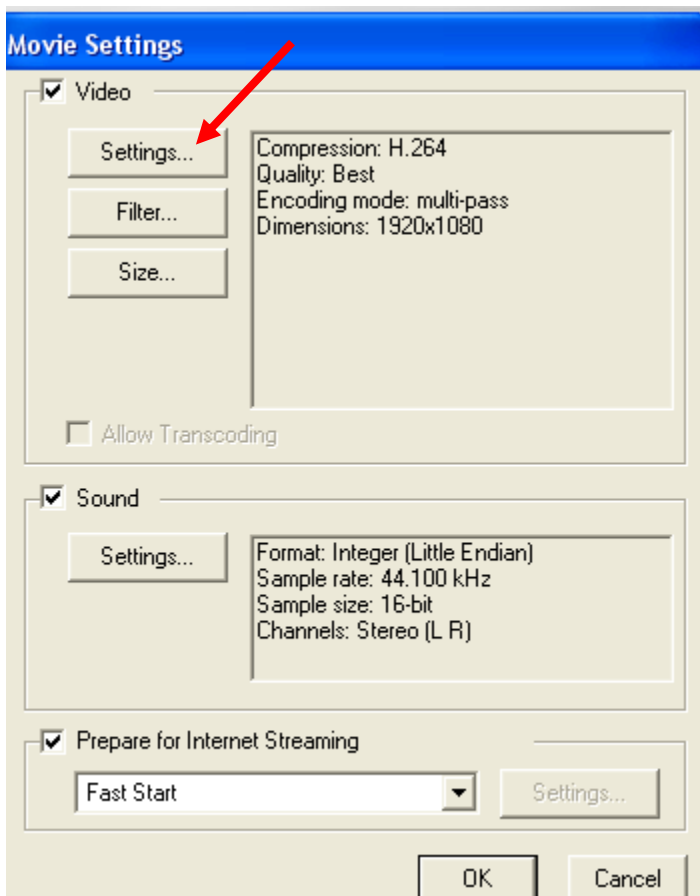
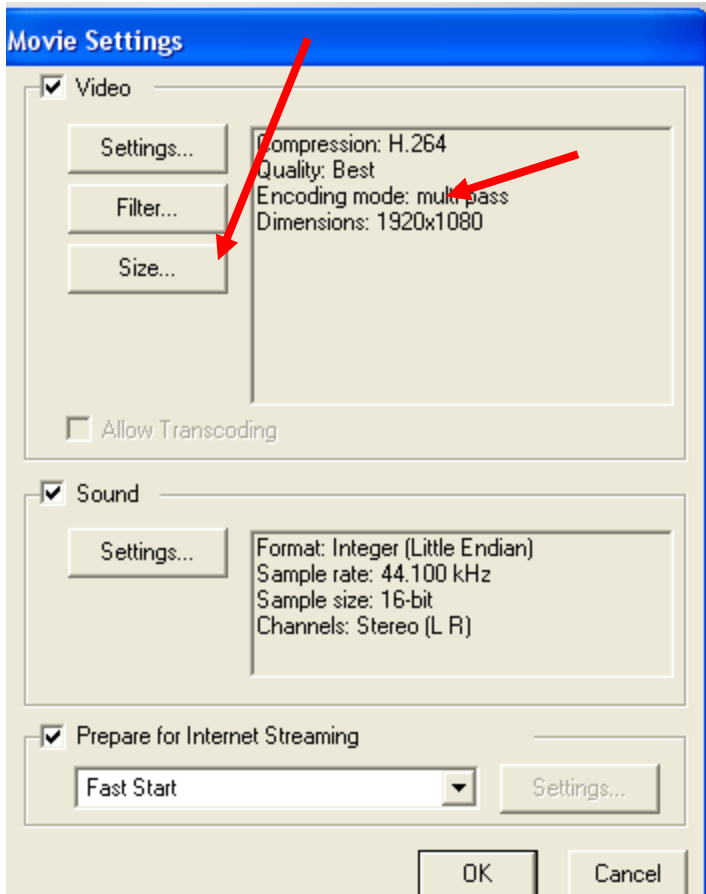
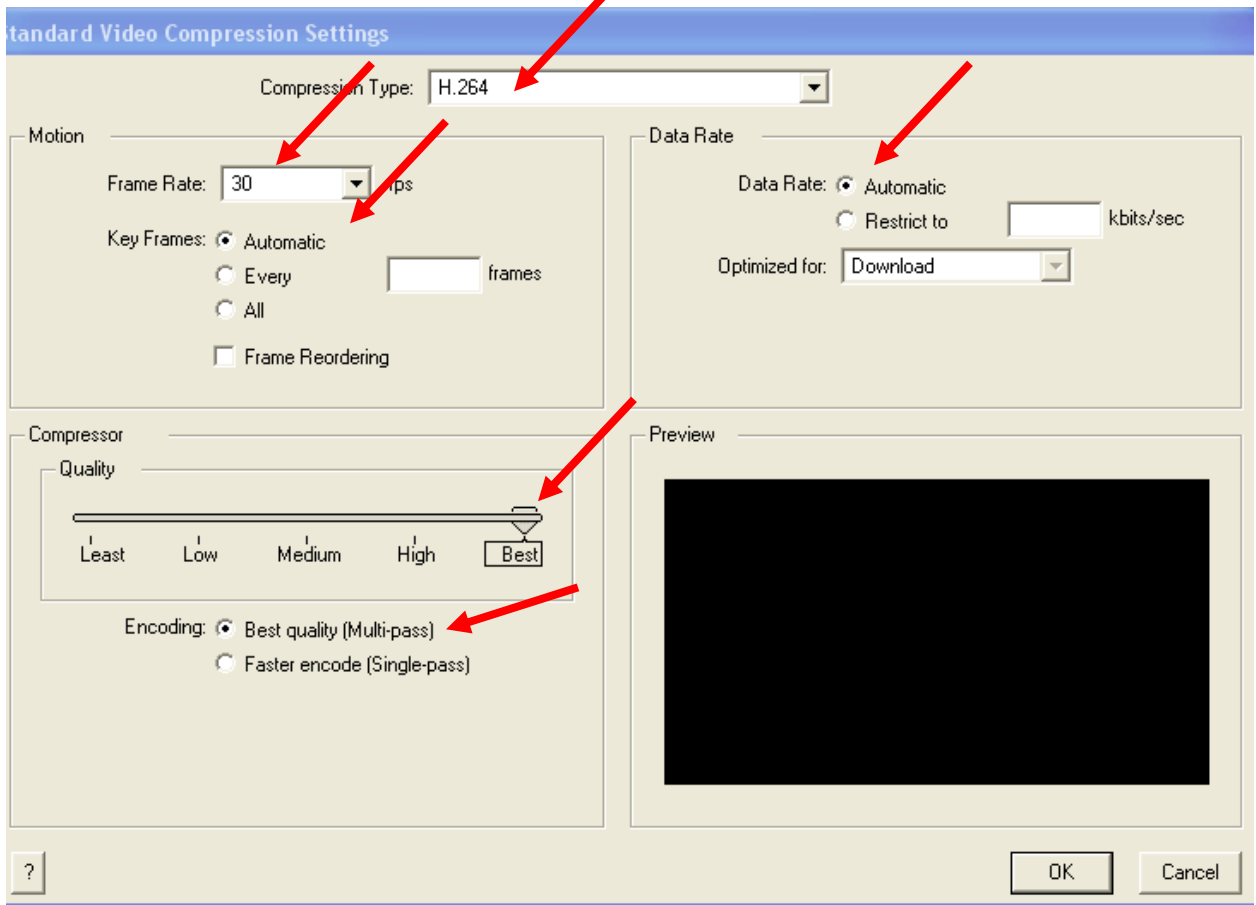


## QuickTime Export Settings for Uploading To YouTube





## Export Size Settings

Dimensions:

Preserve aspect ratio using:   
(if required)

Deinterlace Source Video

OK

Cancel

## Movie Settings

Video

Settings...

Filter...

Size...

Compression: H.264  
Quality: Best  
Encoding mode: multi-pass  
Dimensions: 1920x1080

Allow Transcoding

Sound

Settings...

Format: Integer (Little Endian)  
Sample rate: 44.100 kHz  
Sample size: 16-bit  
Channels: Stereo (L R)

Prepare for Internet Streaming

Fast Start

Settings...

OK

Cancel

## Movie Settings

Video

Settings...

Filter...

Size...

Compression: H.264  
Quality: Best  
Encoding mode: multi-pass  
Dimensions: 1920x1080

Allow Transcoding

Sound

Settings...

Format: Integer (Little Endian)  
Sample rate: 44.100 kHz  
Sample size: 16-bit  
Channels: Stereo (L R)

Prepare for Internet Streaming

Fast Start

Settings...

OK

Cancel

**Sound Settings**

Format: AAC

Channels: Stereo (L R)

Rate: 44.100 kHz

Show Advanced Settings

Render Settings:

Quality: Normal

MPEG 4 AAC LC Encoder Settings:

Target Bit Rate: 128 kbps

Preview  Play Source

OK Cancel

